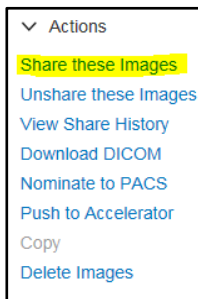
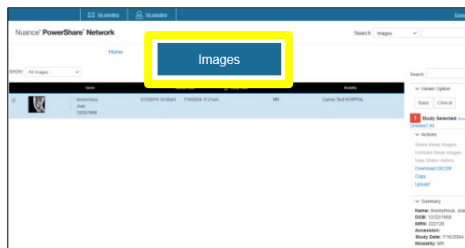
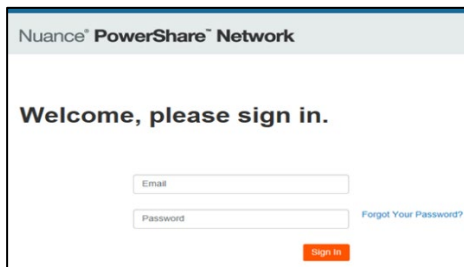


Nuance® PowerShare™ Network

Free patient accounts can be created on the fly by using a patient's email address. Follow the Invite + Share step-by-step instructions to invite a patient and share their images simultaneously.



Take charge of patient sharing

With PowerShare you can provide a patient with secure and convenient access to their medical images & documents.

How to invite a patient to connect and share their images simultaneously:

Push patient's images from PACS to your facility's PowerShare account
(Typically: Port: 4104 AET: POWERSHARE).

Login to PowerShare at
www1.nuancepowershare.com

Click on the 'Images' tab and locate the appropriate Image

Under the actions list to the right, select 'Share these Images'

Imaging Questions? Call 541-677-2390

Questions? Call 1-866-809-4746
say "PowerShare"



Nuance® PowerShare™ Network

Sharing Images

Select Images to Share Review Images

- Select from your "My Contacts" list.
- Click the **Share** button.
- or -
- If the desired contact is not in your "My Contacts" list, click on the "Search for a new contact" link to locate the desired contact.

When you share, the other account will be able to view the images selected.

My Contacts ⓘ or [Search for a new contact](#)

Share with a contact or Cancel

Select 'Search for a new contact'.

Advanced Search

Required

Optional

Search or Cancel

Change the Category to Patients, type in patient email address. Click 'search'.

Search Results

testpatient@email.com
Patient

* Not in PowerShare

Share

Select 'Share'

Invite testpatient@email.com and Share Images

testpatient@email.com will have to confirm this invitation. The images will be shared upon acceptance.

Email address (required)

Personal Message (optional)

Allow testpatient@email.com to upload to my Image Folder

(Warning: By selecting this option you are granting full upload access to your account)

Allow testpatient@email.com to make a copy of my images.

Submit or Cancel

Enter a message if desired, check both boxes and click 'Submit'.

****If utilizing the secure share token feature, see next page. *****

Imaging Questions? Call 541-677-2390
Questions? Call 1-866-809-4746
say "PowerShare"




Nuance® PowerShare™ Network

Invite ×

The contact you selected has been invited to join your network. You will be notified when a response is submitted.

Image ID: 6037833077323935050

Token Code: 4VKRRLEYDWVS

 [Print ID and Token Code](#)

[Back to the Contacts tab](#)

Click the 'Print ID and Token Code' link.
Provide patient with Token Code.

The patient will receive an email from Nuance PowerShare support, containing a link for them to register for a free PowerShare account. Once completed, they will be able to login to their account and click the Images tab to view images once the token code is successfully entered.